
















<div>AQA</div> <div>7242</div> <div>7246</div>	<div>AQA A level ART &amp;</div> <div>A level Photography</div> <div><a href="https://filestore.aqa.org.uk/resources/art-and-design/specifications/AQA-ART-SP-2015.PDF">https://filestore.aqa.org.uk/resources/art-and-design/specifications/AQA-ART-SP-2015.PDF</a></div>			
<div>Bridging work</div>	<div>Connections Project- to be set 25/5</div> <div>Follow information on Teams and Edulink &amp; bring work with you for the first session in September</div>		<div>Look at the 'Year 11 to year 12 A level' group on Microsoft teams. (If your name is down to be on the course you are already in the group)</div>	
<div>Extra books/ resources</div>	<div><a href="#">Grayson Perrys Art Club on Channel 4</a></div> <div></div>	<div>Ways of Seeing. John Berger.</div> <div></div>	<div>This Is Modern Art. Matthew Collings (Art).</div> <div></div>	<div>The Power of Art. Simon Schama BBC (Art)</div> <div></div>
	<div>Understanding Exposure by Bryan Peterson (Photography)</div> <div></div>		<div>Read this if you want to take great Photos by Henry Carroll (Photography)</div> <div></div>	
<div>Teachers to contact:</div>	<div>Mrs Shaw –</div> <div><a href="mailto:shawe@bromfords.essex.sch.uk">shawe@bromfords.essex.sch.uk</a></div>		<div>Ms Petch -</div> <div><a href="mailto:Petchl@bromfords.essex.sch.uk">Petchl@bromfords.essex.sch.uk</a></div>	
<div>Teachers to contact:</div>	<div>Miss Philpott</div> <div><a href="mailto:philpottl@bromfords.essex.sch.uk">philpottl@bromfords.essex.sch.uk</a></div>			









Course code: Extended Certificate (360GLH)	<h1>BTEC Applied Science</h1> <p><a href="https://qualifications.pearson.com/content/dam/pdf/BTEC-Nationals/Applied-Science/2016/specification-and-sample-assessments/9781446938195_BTECNat_AppSci_ExtDips_Spec.pdf">https://qualifications.pearson.com/content/dam/pdf/BTEC-Nationals/Applied-Science/2016/specification-and-sample-assessments/9781446938195_BTECNat_AppSci_ExtDips_Spec.pdf</a></p>		
Bridging work	Complete any of the Biology, Chemistry or Physics Transition Booklets on the School Website.		Join the 'BTEC Applied Science 11-12 transition' group on Microsoft teams.
Extra books/resources	<p>Workbook</p> 	<p>Unit 1 book</p> 	<p>Unit 1 Book</p>  <p><a href="http://www.khanacademy.org">www.khanacademy.org</a></p> <p><a href="https://www.stem.org.uk/cpd/ondemand/421053/technicians-supporting-btec-science">https://www.stem.org.uk/cpd/ondemand/421053/technicians-supporting-btec-science</a></p>
Textbook	<p>When you start the course, you will be provided with a text book that covers all units studied</p> 		<p>Some students will choose to purchase a revision guide that covers Unit 1 and Unit 3 – both of which involve externally marked exams</p> 
Teachers to contact:	Mr Marshall – <a href="mailto:marshallr@bromfords.essex.sch.uk">marshallr@bromfords.essex.sch.uk</a>		












<p><b>AQA</b></p> <p>Course code: 7401</p>	<h1 style="text-align: center;">AQA A level Biology</h1> <p style="text-align: center;"><a href="https://filestore.aqa.org.uk/resources/biology/specifications/AQA-7401-7402-SP-2015.PDF">https://filestore.aqa.org.uk/resources/biology/specifications/AQA-7401-7402-SP-2015.PDF</a></p>			
<p><b>Bridging work</b></p>	<p>Complete tasks on the 'Biology Induction' document on the school website</p>		<p>Join the 'Biology 11-12 transition' group on Microsoft teams.</p>	
<p><b>Extra books/ resources</b></p>	<p><a href="#">The Body by Bill Bryson</a></p> 	<p><a href="#">A Brief History of Everyone who Ever Lived by Adam Rutherford</a></p> 	<p><a href="#">The Immortal Life of Henrietta Lacks by Rebecca Skloot</a></p> 	<p><a href="#">The Epigenetics Revolution by Nessa Carey</a></p> 
<p><b>Textbook</b></p>	<p>When you start we will issue you with a textbook – AQA Biology A level, by Toole and Toole</p> 		<p>Some students have also chosen to purchase a CGP textbook they have found useful.</p> 	
<p><b>Teachers to contact:</b></p>	<p>Ms Cullen – <a href="mailto:Cullena@bromfords.essex.sch.uk">Cullena@bromfords.essex.sch.uk</a></p>		<p>Ms Petch – <a href="mailto:Petchl@bromfords.essex.sch.uk">Petchl@bromfords.essex.sch.uk</a></p>	










<div><div><div><div><div><div></div><div>BTEC</div></div><div><div>edexcel</div><div>Qualifications</div></div></div><div><div><div></div><div>Pearson</div></div></div></div></div><div>Course qualification: Extended Certificate</div></div>	<div>BTEC National Business – Extended Certificate (single)</div> <div><a href="https://qualifications.pearson.com/en/qualifications/btec-nationals/business-2016.html">https://qualifications.pearson.com/en/qualifications/btec-nationals/business-2016.html</a></div>			
<div>Bridging work</div>	<div>Complete tasks on the 'BTEC Business Induction' document on the school website</div>		<div>Join the 'BTEC Business 11-12 transition' group on Microsoft teams.</div>	
<div>Four units covered for the Single Award</div>	<div>Unit 1 – Exploring Business (Compulsory)</div> <div></div> <div>Coursework</div>	<div>Unit 2 - Developing a Marketing Campaign (Compulsory)</div> <div></div> <div>Exam</div>	<div>Unit 3 – Personal and Business Finance (Compulsory)</div> <div></div> <div>Exam</div>	<div>Unit 2.2 – Market Research (Optional)</div> <div></div> <div>Coursework</div>
<div>Textbook</div>	<div>This is the BTEC Level 3 book that covers a number of the units</div> <div></div>		<div>Some students have also chosen to purchase a revision textbook they have found useful.</div> <div></div>	
<div>Teacher to contact:</div>	<div>Mr Barker</div> <div><a href="mailto:BarkerA@bromfords.essex.sch.uk">BarkerA@bromfords.essex.sch.uk</a></div>			









<div>  </div> <div>Course qualification: Diploma</div>	<div><h1>BTEC National Business – Diploma (double)</h1><p><a href="https://qualifications.pearson.com/en/qualifications/btec-nationals/business-2016.html">https://qualifications.pearson.com/en/qualifications/btec-nationals/business-2016.html</a></p></div>			
<div>Bridging work</div>	<div>Complete tasks on the 'BTEC Business Induction' document on the school website</div>		<div>Join the 'BTEC Business 11-12 transition' group on Microsoft teams.</div>	
<div>Four additional units covered for the Double Award</div>	<div>Unit 4 – Managing an Event (Compulsory)</div> <div></div> <div>Coursework</div>	<div>Unit 5 – International Business (Compulsory)</div> <div></div> <div>Coursework</div>	<div>Unit 6 – Principles of Management (Compulsory)</div> <div></div> <div>Exam</div>	<div>Unit 8 – Recruitment and Selection Process (Optional)</div> <div></div> <div>Coursework</div>
	<div>Textbook</div>	<div>This is the BTEC Level 3 book that covers a number of the units both compulsory and optional.</div> <div></div>		<div>Some students have also chosen to purchase a revision textbook they have found useful.</div> <div></div>
<div>Teacher to contact:</div>	<div>Mr Barker</div> <div><a href="mailto:BarkerA@bromfords.essex.sch.uk">BarkerA@bromfords.essex.sch.uk</a></div>			










<p><b>AQA</b></p> <p>Course code: 7405</p>	<h1 style="text-align: center;">AQA A level Chemistry</h1> <p style="text-align: center;"><a href="https://filestore.aqa.org.uk/resources/chemistry/specifications/AQA-7404-7405-SP-2015.PDF">https://filestore.aqa.org.uk/resources/chemistry/specifications/AQA-7404-7405-SP-2015.PDF</a></p>			
<p><b>Bridging work</b></p>	<p>Complete tasks on the 'Chemistry Induction' document on the school website</p>	<p>Join the 'Chemistry 11-12 transition' group on Microsoft teams.</p>		
<p><b>Extra books/ resources</b></p>	<p><a href="#">Head start to A-Level Chemistry</a></p> 	<p><a href="#">What is chemistry?</a></p> 	<p><a href="#">Calculations in AS/A Level Chemistry</a></p> 	<p><a href="#">The joy of Chemistry</a></p> 
<p><b>Textbook</b></p>	<p>When you start we will issue you with a textbook – AQA Chemistry A level, by Lister and Renshaw</p> 		<p>You may also choose to purchase CGP resources</p> <div style="display: flex; justify-content: space-around;">   </div>	
<p><b>Teachers to contact:</b></p>	<p style="text-align: center;">Mrs Austin – austinm@bromfords.essex.sch.uk</p>		<p style="text-align: center;">Mrs Hawkes – hawkesm@bromfords.essex.sch.uk</p>	




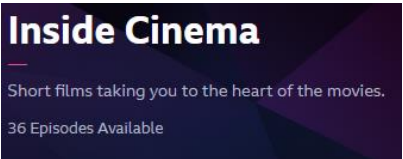

<div>AQA</div> <div>Course code: 7136</div>	<div>AQA A Level Economics</div> <div><a href="https://www.aqa.org.uk/subjects/economics/as-and-a-level/economics-7135-7136">https://www.aqa.org.uk/subjects/economics/as-and-a-level/economics-7135-7136</a></div>			
<div>Bridging work</div>	<div>Complete tasks on the 'Economics Induction' document on the school website</div>		<div>Join the 'Economics 11-12 transition' group on Microsoft teams.</div>	
<div>Extra books/ resources</div>	<div><a href="http://www.economist.com">www.economist.com</a> Re ad current economic articles that relate to 'today'</div> <div></div>	<div>Freakonomics Radio <a href="http://freakonomics.com/archive">freakonomics.com/ archive</a></div> <div></div>	<div>AQA Economics – Fifth Edition – Alain Anderton</div> <div></div>	<div>AQA Economics 2 – Ray Powell and James Powell – Hodder Education</div> <div></div>
<div>Textbook</div>	<div>This is the Year 1 Textbook that covers both macro and micro economic issues</div> <div></div>		<div>Some students have also chosen to purchase a CGP textbook they have found useful.</div> <div></div>	
<div>Teacher to contact:</div>	<div>Mr Barker</div> <div><a href="mailto:BarkerA@bromfords.essex.sch.uk">BarkerA@bromfords.essex.sch.uk</a></div>			




<p><b>AQA</b></p> <p>Course code: 7716</p>	<h1 style="text-align: center;">AQA A level English Literature</h1> <p style="text-align: center;"><a href="https://www.aqa.org.uk/subjects/english/as-and-a-level/english-literature-b-7716-7717">https://www.aqa.org.uk/subjects/english/as-and-a-level/english-literature-b-7716-7717</a></p>	
<p><b>Bridging work</b></p>	<p>Complete tasks on the 'English Induction' document on the school website.</p>	<p>Join the 'Year 11 into A Level Literature' group on Microsoft teams.</p>
<p><b>Extra books/ resources</b></p>	<p>Literary Theory, a complete introduction</p> 	<p>The art of writing English Literature Essays</p> 
<p><b>Books</b></p>	<p>Buy and read the following two books:</p> <div style="display: flex; justify-content: space-around;">   </div> <p>It doesn't matter which edition you buy</p>	<p>Some students have also chosen to purchase the text guides:</p> 
<p><b>Teachers to contact:</b></p>	<p>Mrs Clark – Clarka@bromfords.essex.sch.uk</p>	<p>Mrs Power – PowerG@bromfords.essex.sch.uk</p>
















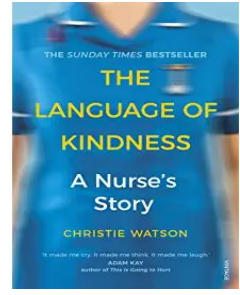

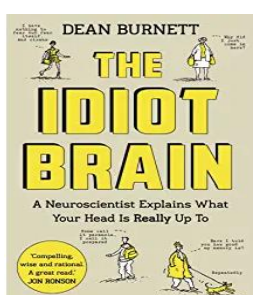


 Course code: A670QS	<h1 style="text-align: center;">A Level Film Studies</h1> <p style="text-align: center;"><a href="https://resources.eduqas.co.uk/Pages/ResourceByArgs.aspx?subId=50&amp;lvlId=1">https://resources.eduqas.co.uk/Pages/ResourceByArgs.aspx?subId=50&amp;lvlId=1</a></p>	
<b>Bridging work</b>	Complete the presentation task on the 'Film Studies Induction' document on the school website	Look on the 'Intro to A Level Film' group on Microsoft teams and participate in the tasks shared on there
<b>Extra books/ resources</b>	Watch some of the <a href="#">Inside Cinema</a> short films on BBC iPlayer  	Explore the wealth of free resources on <a href="#">Into Film</a> , a site run by the British Film Institute  
<b>Textbook</b>	As we move through the course, we will use some sections of this textbook to support your study of the set films. You may choose to purchase a copy, but this isn't a requirement. If you do choose to purchase one, ensure it is the one dated 2017 onwards.	
<b>Teacher to contact:</b>	<p style="text-align: right;">Miss Williamson</p> <p style="text-align: right;"><a href="mailto:williamsonh@bromfords.essex.sch.uk">williamsonh@bromfords.essex.sch.uk</a></p>	











<p><b>AQA</b></p> <p>Course code: 7037</p>	<h1 style="text-align: center;">A-Level Geography</h1> <p style="text-align: center;"><a href="https://www.aqa.org.uk/subjects/geography/as-and-a-level/geography-7037">https://www.aqa.org.uk/subjects/geography/as-and-a-level/geography-7037</a></p>			
<p><b>Bridging work</b></p>	<p>Over summer you should complete the Pixl Gateway Progression Booklet</p> <ol style="list-style-type: none"> <li>1. Find 3 human/3 physical geography related articles / websites / videos and explain how they link to the topics you're studying at A Level.</li> <li>2. Annotate the 4 photos to see how well you can identify themes from unknown resources.</li> <li>3. Practice your essay writing skills by writing one essay from a choice of 7.</li> </ol>		<p>PiXL 6 Gateway: Progression - Geography</p>	
<p><b>Extra books/ resources</b></p>				
<p><b>Textbook:-</b> <i>Available to use in department – we advise you buy your own to help with self-study</i></p>				
<p><b>Teachers to contact:</b></p>	<p style="text-align: center;"> <a href="mailto:GoodladM@bromfords.essex.sch.uk">GoodladM@bromfords.essex.sch.uk</a>  <a href="mailto:MarshallT@bromfords.essex.sch.uk">MarshallT@bromfords.essex.sch.uk</a>  <a href="mailto:LynchK@bromfords.essex.sch.uk">LynchK@bromfords.essex.sch.uk</a> </p>			





<div></div> <div>Course code: XXXX</div>	<div><h1>BTEC Level 3 National Extended Diploma in Health &amp; Social Care</h1></div> <div><a href="https://qualifications.pearson.com/content/dam/pdf/BTEC-Nationals/Health-and-Social-Care/2016/specification-and-sample-assessments/9781446938034_BTEC_Nat_ExtDip_HSC_Spec_Iss3C.pdf">https://qualifications.pearson.com/content/dam/pdf/BTEC-Nationals/Health-and-Social-Care/2016/specification-and-sample-assessments/9781446938034_BTEC_Nat_ExtDip_HSC_Spec_Iss3C.pdf</a></div>			
<div>Bridging work</div>	<div>Complete as many of the tasks given to you previously to the level you can/feel able to attempt them to. These will provide you with good background knowledge to be able to apply in lessons on various units. Key areas to develop your knowledge on are; laws, teamwork and person centred care.</div>			
<div>Extra books/ resources</div> <div>These will be either interesting, inciteful or develop you background knowledge (and maybe be very useful for assignments)</div>	<div><div>Perry et al (2010)</div><div><i>Caring for the physical and mental health of people with learning disabilities</i></div><div></div><div><a href="https://www.amazon.co.uk/Caring-Physical-Mental-Learning-Disabilities/dp/1849051313/ref=sr_1_10?crid=14RGVX9DA1SHJ&amp;dchild=1&amp;keywords=learning+disabilities+books&amp;qid=1591176295&amp;prefix=learning+dlsa%2Caps%2C187&amp;sr=8-10">https://www.amazon.co.uk/Caring-Physical-Mental-Learning-Disabilities/dp/1849051313/ref=sr_1_10?crid=14RGVX9DA1SHJ&amp;dchild=1&amp;keywords=learning+disabilities+books&amp;qid=1591176295&amp;prefix=learning+dlsa%2Caps%2C187&amp;sr=8-10</a></div></div>	<div><div>Watson (2018)</div><div><i>The language of kindness</i></div><div></div><div><a href="https://www.amazon.co.uk/Language-Kindness-Nurses-Story-ebook/dp/B074MCB5GB/ref=sr_1_6?crid=UOM5D5F9ONQW&amp;dchild=1&amp;keywords=nursing+books+for+students&amp;qid=1591175162&amp;prefix=nursing+book%2Caps%2C260&amp;sr=8-6">https://www.amazon.co.uk/Language-Kindness-Nurses-Story-ebook/dp/B074MCB5GB/ref=sr_1_6?crid=UOM5D5F9ONQW&amp;dchild=1&amp;keywords=nursing+books+for+students&amp;qid=1591175162&amp;prefix=nursing+book%2Caps%2C260&amp;sr=8-6</a></div></div>	<div><div>Lishman et al (2018)</div><div><i>Social Work</i></div><div></div><div><a href="https://www.amazon.co.uk/Social-Work-Introduction-Joyce-Lishman/dp/147399456X/ref=ref_dir_mobile_desktop?ie=UTF8&amp;aaxi tk=zEiwo6X5QuzEgYzpeTKFA&amp;hs a_cr_id=9460814450602&amp;ref=sbx_be_s_sparkle_mcd_asin_1">https://www.amazon.co.uk/Social-Work-Introduction-Joyce-Lishman/dp/147399456X/ref=ref_dir_mobile_desktop?ie=UTF8&amp;aaxi tk=zEiwo6X5QuzEgYzpeTKFA&amp;hs a_cr_id=9460814450602&amp;ref=sbx_be_s_sparkle_mcd_asin_1</a></div></div>	<div><div>Burnett (2017)</div><div><i>The idiot brain</i></div><div></div><div><a href="https://www.amazon.co.uk/Idiot-Brain-Neuroscientist-Explains-Really/dp/1783550822/ref=sr_1_1?crid=1P5AI76QZRT93&amp;dchild=1&amp;keywords=the+idiot+brain&amp;qid=1591176074&amp;prefix=the+idiot+%2Cap%2C231&amp;sr=8-1">https://www.amazon.co.uk/Idiot-Brain-Neuroscientist-Explains-Really/dp/1783550822/ref=sr_1_1?crid=1P5AI76QZRT93&amp;dchild=1&amp;keywords=the+idiot+brain&amp;qid=1591176074&amp;prefix=the+idiot+%2Cap%2C231&amp;sr=8-1</a></div></div>
<div>Textbook</div> <div>These contain overviews of each unit that will be delivered and basic content for 'Pass criteria' – they contain useful hints and tips</div>	<div>When you start we will issue you with a textbook –</div> <div><div>Billingham et al (2016)</div><div></div></div>		<div>When you start we will issue you with this textbook –</div> <div><div>Billingham et al (2016)</div><div></div></div>	
<div>Teachers to contact:</div>	<div>Mr Holton via Ms Petch Petchl@bromfords.essex.sch.uk</div>			






<p>Course code: H505</p> <p><b>OCR</b> Oxford Cambridge and RSA</p>	<h1>History</h1> <p><a href="https://www.ocr.org.uk/qualifications/as-and-a-level/history-a-h105-h505-from-2015/">https://www.ocr.org.uk/qualifications/as-and-a-level/history-a-h105-h505-from-2015/</a></p>		
<b>Bridging work</b>	Look through the bridging work powerpoint sent out to the Future A Level Historians on Microsoft Teams		Get involved in Microsoft Teams – Future A Level Historians
<b>Extra books/resources</b>	 	 	
<b>Textbook</b>	<p>When you start we will issue you with a textbook</p> 		<p>When you start we will issue you with a textbook</p> 
<b>Teachers to contact:</b>	<p>Mr Read – Readm@bromfords.essex.sch.uk</p>		<p>Mrs Barlow – Barlowk@bromfords.essex.sch.uk</p>











<div><div><div>OCR</div><div>Oxford Cambridge and RSA</div></div><div>Course code: 05840</div></div>	<div>Cambridge Technical Introductory Diploma in IT (single)</div> <div><a href="https://ocr.org.uk/Images/258715-centre-handbook-diplomas.pdf">https://ocr.org.uk/Images/258715-centre-handbook-diplomas.pdf</a></div>			
<div>Bridging work</div>	<div>Complete tasks on the 'Cambridge Technical IT' Induction' document on the school website</div>			
<div>Extra books/ resources</div>	<div><a href="https://www.ocr.org.uk/Images/273311-command-verbs-definitions.pdf">https://www.ocr.org.uk/Images/273311-command-verbs-definitions.pdf</a></div> <div>Familiarise yourself with the command verbs that will be used in the course</div>	<div><a href="http://www.explainthatstuff.com/howcomputerswork.html">http://www.explainthatstuff.com/howcomputerswork.html</a></div> <div>Read through and gain an understanding of how computers work</div>	<div><a href="https://code.tutsplu.com/articles/number-systems-an-introduction-to-binary-hexadecimal-and-more-active-10848">https://code.tutsplu.com/articles/number-systems-an-introduction-to-binary-hexadecimal-and-more-active-10848</a></div> <div>Read and attempt the activities on number systems and binary</div>	<div><a href="https://ico.org.uk/media/for-organisations/training/1043073/ico-secondary-resources-full-pack.pdf">https://ico.org.uk/media/for-organisations/training/1043073/ico-secondary-resources-full-pack.pdf</a></div> <div>Learn about your rights and responsibilities when it comes to personal data</div>
<div>Textbook</div>	<div>We would advise that you purchase a copy of the textbook for this course</div> <div>ISBN: 9781471874918</div> <div></div>		<div>Students have also found the following book useful for revision of the core examination units: 1 and 2</div> <div></div> <div>ISBN: 978-1510442313</div>	
<div>Teacher to contact:</div>	<div>Miss Victory– <a href="mailto:victoryh@bromfords.essex.sch.uk">victoryh@bromfords.essex.sch.uk</a></div>			




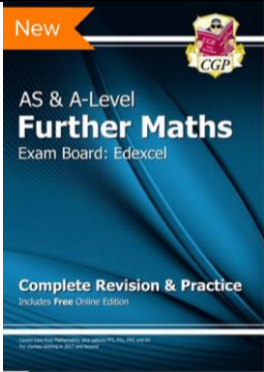






<div> Oxford Cambridge and RSA</div> <div>Course code: 05842</div>	<div>Cambridge Technical Diploma in IT (double)</div> <div><a href="https://ocr.org.uk/Images/258715-centre-handbook-diplomas.pdf">https://ocr.org.uk/Images/258715-centre-handbook-diplomas.pdf</a></div>			
Bridging work	Complete tasks on the 'Cambridge Technical IT' Induction' document on the school website		Have a go at the free online Cyber security course run by the Open University. Make notes to summarise each week's main learning points. <a href="https://www.open.edu/openlearn/science-maths-technology/introduction-cyber-security-stay-safe-online/content-section-overview?active-tab=description-tab">https://www.open.edu/openlearn/science-maths-technology/introduction-cyber-security-stay-safe-online/content-section-overview?active-tab=description-tab</a>	
Extra books/resources	<a href="https://www.ocr.org.uk/Images/273311-command-verbs-definitions.pdf">https://www.ocr.org.uk/Images/273311-command-verbs-definitions.pdf</a>	<a href="http://www.explainthatstuff.com/howcomputerswork.html">http://www.explainthatstuff.com/howcomputerswork.html</a>	<a href="https://code.tutsplu.com/articles/number-systems-an-introduction-to-binary-hexadecimal-and-more-active-10848">https://code.tutsplu.com/articles/number-systems-an-introduction-to-binary-hexadecimal-and-more-active-10848</a>	<a href="https://ico.org.uk/media/for-organisations/training/1043073/ico-secondary-resources-full-pack.pdf">https://ico.org.uk/media/for-organisations/training/1043073/ico-secondary-resources-full-pack.pdf</a>
	Familiarise yourself with the command verbs that will be used in the course	Read through and gain an understanding of how computers work	Read and attempt the activities on number systems and binary	Learn about your rights and responsibilities when it comes to personal data
Textbook	We would advise that you purchase a copy of the textbook for this course  ISBN: 9781471874918  		Students have also found the following book useful for revision of the core examination units: 1 and 2    ISBN: 978-1510442313	
Teachers to contact:	Miss Victory- <a href="mailto:victoryh@bromfords.essex.sch.uk">victoryh@bromfords.essex.sch.uk</a>			




  Course code: 9MA0	<h1>A Level Mathematics</h1> <p><a href="https://qualifications.pearson.com/content/dam/pdf/A%20Level/Mathematics/2017/specification-and-sample-assesment/a-level-l3-mathematics-specification-issue4.pdf">https://qualifications.pearson.com/content/dam/pdf/A%20Level/Mathematics/2017/specification-and-sample-assesment/a-level-l3-mathematics-specification-issue4.pdf</a></p>			
<b>Bridging work</b>	Complete tasks on the 'HegartyMaths_A level_transition_skills' document posted on Microsoft teams		Join the 'A level Maths Sept 2020' group on Microsoft teams	
<b>Extra books/ resources</b>				
	<p><a href="https://www.examsolutions.net/a-level-maths/edexcel/">https://www.examsolutions.net/a-level-maths/edexcel/</a></p> <p><u>Mathematical Formulae and Statistical tables</u> <a href="https://qualifications.pearson.com/content/dam/pdf/A%20Level/Mathematics/2017/specification-and-sample-assesment/Pearson_Edexcel_A_Level_GCE_in_Mathematics_Formulae_Book.pdf">https://qualifications.pearson.com/content/dam/pdf/A%20Level/Mathematics/2017/specification-and-sample-assesment/Pearson Edexcel A Level GCE in Mathematics Formulae Book.pdf</a></p>			
<b>Textbook</b>	In year 1 we will issue you with the following text books		In year 2 we will issue you with the following text books	
	<p>Pure Mathematics Year 1/As</p> 	<p>Statistics and Mechanics Year 1/As</p> 	<p>Pure Mathematics Year 2</p> 	<p>Statistics and Mechanics Year 2</p> 
<b>Teachers to contact:</b>	Mrs Hurst hurstj@bromfords.essex.sch.uk		Mr Haines hainesb@bromfords.essex.sch.uk	








<div> Pearson Edexcel</div> <div>Course code: 9FMO</div>	<div>A Level Further Mathematics</div> <div><a href="https://qualifications.pearson.com/content/dam/pdf/A%20Level/Mathematics/2017/specification-and-sample-assesment/a-level-l3-mathematics-specification-issue4.pdf">https://qualifications.pearson.com/content/dam/pdf/A%20Level/Mathematics/2017/specification-and-sample-assesment/a-level-l3-mathematics-specification-issue4.pdf</a></div>			
<div>Bridging work</div>	<div>Complete tasks on the 'HegartyMaths_A level_transition_skills' document posted on Microsoft teams (As A level Mathematics)</div>		<div>Join the 'A level Maths Sept 2020' group on Microsoft teams</div>	
<div>Extra books/ resources</div>	<div></div>		<div><a href="https://www.examsolutions.net/a-level-maths/edexcel/">https://www.examsolutions.net/a-level-maths/edexcel/</a></div> <div>Mathematical Formulae and Statistical tables</div> <div><a href="https://qualifications.pearson.com/content/dam/pdf/A%20Level/Mathematics/2017/specification-and-sample-assesment/Pearson_Edexcel_A_Level_GC_E_in_Mathematics_Formulae_Book.pdf">https://qualifications.pearson.com/content/dam/pdf/A%20Level/Mathematics/2017/specification-and-sample-assesment/Pearson_Edexcel_A_Level_GC_E_in_Mathematics_Formulae_Book.pdf</a></div>	
<div>Textbook</div>	<div>We will issue you with the following text books</div>			
	<div>Year 1</div>			<div>Year 2</div>
	<div>Core Pure Mathematics Book 1/As</div> <div></div>	<div>Decision Mathematics 1</div> <div></div>	<div>Further Statistics Year 2</div> <div></div>	<div>Core Pure Mathematics Book 2</div> <div></div>
<div>Teachers to contact:</div>	<div>Mrs Hurst</div> <div>hurstj@bromfords.essex.sch.uk</div>		<div>Mr Haines</div> <div>hainesb@bromfords.essex.sch.uk</div>	









Course code: H555	<h1>OCR A Level Physical Education</h1> <p><a href="https://www.ocr.org.uk/Images/234833-specification-accredited-a-level-gce-physical-education-h555.pdf">https://www.ocr.org.uk/Images/234833-specification-accredited-a-level-gce-physical-education-h555.pdf</a></p>	
Bridging work	Research all of the main bones and muscles in the body and describe their functions and types.	Complete some basic research on the industrial revolution and the impact it had on society as a whole.
Extra books/ resources	Use theeverlearner.com to aid your basic understanding.	
Textbook	<div></div> <p>We use the OCR A level PE textbook by Honeyborne &amp; Powell</p>	
Teachers to contact:	Mr Ford fordk@bromfords.essex.sch.uk	




<p><b>AQA</b></p> <p>Course code: 7408</p>	<h1 style="text-align: center;">AQA Physics</h1> <p style="text-align: center;"><a href="https://filestore.aqa.org.uk/resources/physics/specifications/AQA-7407-7408-SP-2015.PDF">https://filestore.aqa.org.uk/resources/physics/specifications/AQA-7407-7408-SP-2015.PDF</a></p>		
<p><b>Bridging work</b></p>	<p>Complete the Physics Transition Booklet on the School Website, email RMA for additional work.</p>	<p>Join the 'Physics 11-12 transition' group on Microsoft teams.</p>	
<p><b>Extra books/ resources</b></p>	<p>Practical Booklet for Req Practical work</p> 	<p>Collins Physics</p> 	<p>Hodder Education</p>  <p><a href="http://www.khanacademy.org">www.khanacademy.org</a></p> <p><a href="https://www.physicsandmathstutor.com/">https://www.physicsandmathstutor.com/</a></p> <p><a href="https://www.alevelphysicsonline.com/">https://www.alevelphysicsonline.com/</a></p>
<p><b>Textbook</b></p>	<p>When you start we will issue you with a textbook – AQA Physics A level,</p> 		<p>Some students will choose to purchase the CGP Physics book as it accompanies the revision guide</p> 
<p><b>Teachers to contact:</b></p>	<p>Mr Marshall – <a href="mailto:marshallr@bromfords.essex.sch.uk">marshallr@bromfords.essex.sch.uk</a></p>		





<p><b>AQA</b></p> <p>Course code: 7192</p>	<h1 style="text-align: center;">AQA A level Sociology</h1> <p style="text-align: center;"><a href="https://www.aqa.org.uk/subjects/sociology/as-and-a-level/sociology-7191-7192/specification-at-a-glance">https://www.aqa.org.uk/subjects/sociology/as-and-a-level/sociology-7191-7192/specification-at-a-glance</a></p>			
<p><b>Bridging work</b></p>	<p>Complete tasks on the 'Sociology Induction' document on the school website</p>		<p>Join the 'Sociology 11-12 transition' group on Microsoft teams.</p>	
<p><b>Extra books/ resources</b></p>	<p>The Establishment and how they get away with it: Owen Jones</p> 	<p>Gang Leader for a day: Sudhir Venkatesh</p> 	<p>Watching the English: Kate Fox</p> 	<p>The Road to Wigan Pier: George Orwell</p> 
<p><b>Textbook</b></p>	<p>When you start we will issue you with a textbook – AQA A level Sociology, by Steve Chapman</p> 		<p>Some students have also chosen to purchase a CGP revision book and they have found it useful.</p> 	
<p><b>Teachers to contact:</b></p>	<p>Mr Bennett bennett@bromfords.essex.sch.uk</p>			



Course code: H555	<h1>OCR Level 3 Cambridge Technical Extended Certificate in Sport and Physical Activity</h1> <p><a href="https://www.ocr.org.uk/Images/260775-cambridge-technicals-sport-and-physical-activity-summary-brochure.pdf">https://www.ocr.org.uk/Images/260775-cambridge-technicals-sport-and-physical-activity-summary-brochure.pdf</a></p>	
Bridging work	Research all of the main bones and muscles in the body and describe their functions and types.	
Extra books/ resources	Use theeverlearner.com to aid your basic understanding.	
Textbook	 <p>This is the only endorsed textbook for this course. If you choose to purchase one, please ensure it is the correct one.</p>	
Teachers to contact:	Mr Ford fordk@bromfords.essex.sch.uk	